

# 14SR



Concrete solutions. Always.

**Engine D722**

**Engine power 10,2 kW - 13,7 HP**

**Operating Weight 1.230 kg**

 **EUROCOMACH®**

# 14SR

Operating weight with canopy	kg	1.230
Operating weight with canopy and ABS roof	kg	1.255
Travelling speed	km/h	1 <sup>a</sup> : 0 ÷ 1,8 / 2 <sup>a</sup> : 0 ÷ 3,8
Slew speed	rpm	9,5

## ENGINE

Type	KUBOTA D722 - STAGE 5	
Max Power (2.350 rpm)	kW - HP	10,2 - 13,7
Displacement	cc	719
Number of cylinders	n°	3
Cooling	water	
Consumption	lt/h	1,8
Alternator	V (A)	12 (40)
Battery	V (Ah)	12 (45)

## HYDRAULIC SYSTEM

Pump type	variable flow	
Pump displacement	cc	5,5 + 5,5
Pump capacity	lt/min	28
Max. circuit calibration pressure	bar	200
Auxiliary system:	Max capacity	lt/min
	Max pressure	bar
		28
		200

## PERFORMANCES

Max digging depth standard arm (optional arm)	mm	2.045 (2.175)
Max dumping height standard arm (optional arm)	mm	2.290 (2.380)
Bucket breaking force (standard arm) ISO 6015	daN	1.150
Arm breaking force (standard arm) ISO 6015	daN	630
Traction force	daN	1.000
Ground bearing pressure with folding bar	kg/cm <sup>2</sup>	0,31 (0,32)
Max slope	60% - 30°	

## DIMENSIONS

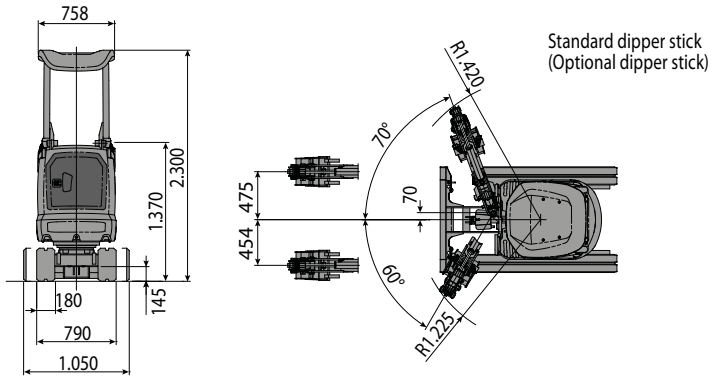
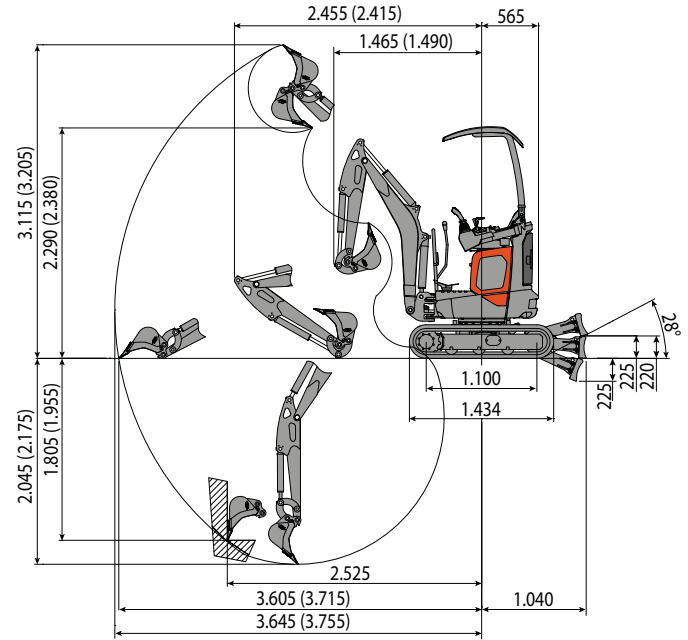
Maximum width	mm	790 - 1.050
Total height	mm	2.300
Rear rotation radius	mm	565
Digging arm length std (optional)	mm	1.020 (1.150)
Tracks width	mm	180
Rollers number (for each side)	n°	3

## FILLINGS

Fuel tank	lt	14,5
Hydraulic oil tank	lt	9,5
Hydraulic circuit capacity	lt	15
Cooling system capacity	lt	6
Engine oil	lt	1,8

## CONTROLS

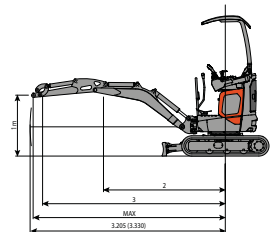
Boom, dipper stick, bucket and turret swing	2 pilot joysticks
Track movements (included counter rotation)	2 pilot levers
Dozer blade	pilot lever
Auxiliary circuit (simple or double effect)	electroproportional switch on right joystick
Boom swing	electroproportional switch on left joystick



## LIFTING CAPACITY

Opening arm from the rotation's center (m)  
Lifting capacity (ton) at 1.0 m height

	2	3	MAX
Frontal and lowered dozer blade	0,30	0,15	0,14
Frontal and lifted dozer blade	0,30	0,15	0,13
Lateral, open undercarriage	0,28	0,14	0,11



The lifting capacity is based on the ISO 10567 and it does not exceed more than the 75% of static tipping load or more than the 87% of the hydraulic lifting capacity of the machine.

 **EUROCOMACH®**